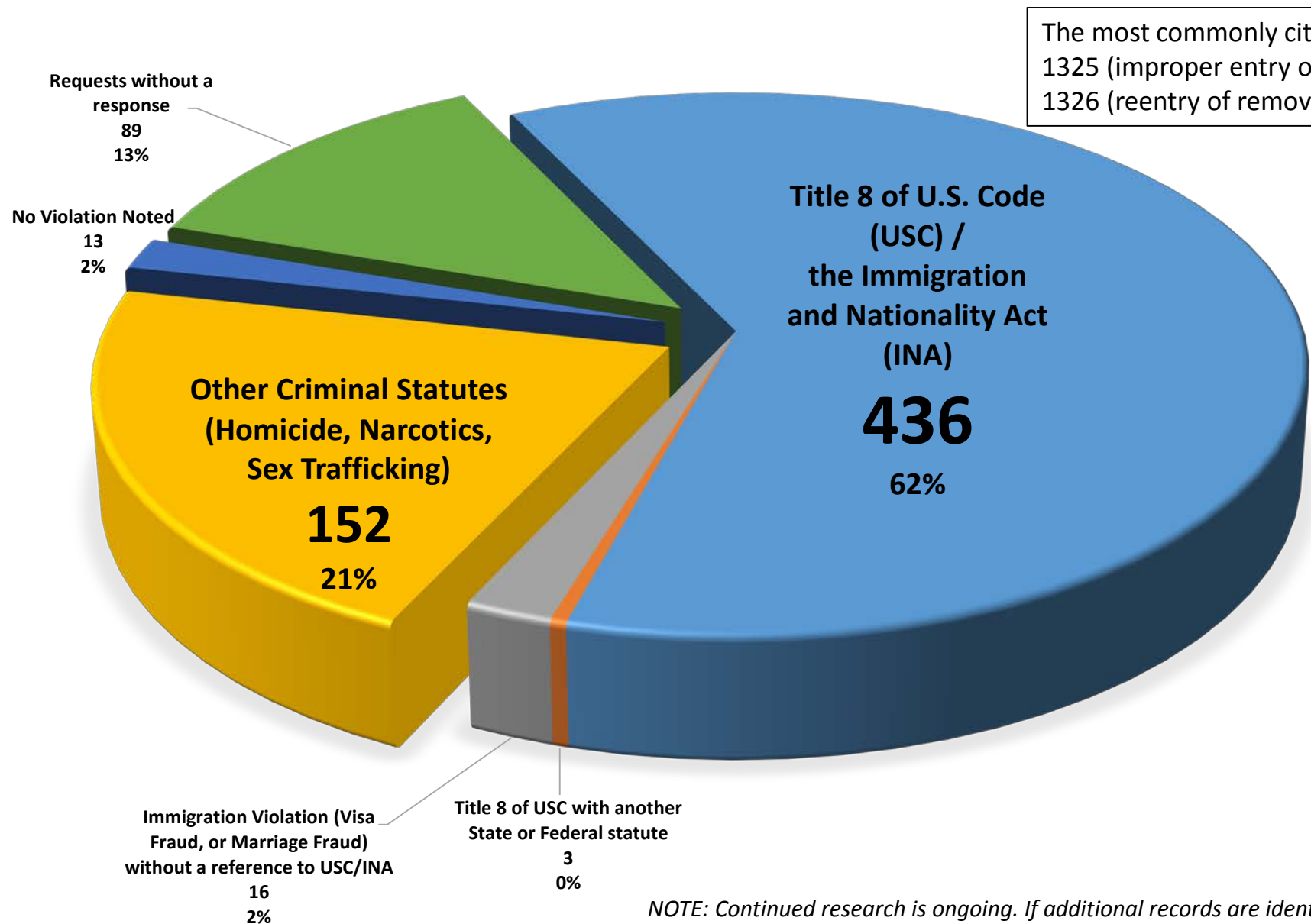


709 requests received from immigration-related agencies between May 2017 and Jan 10, 2018

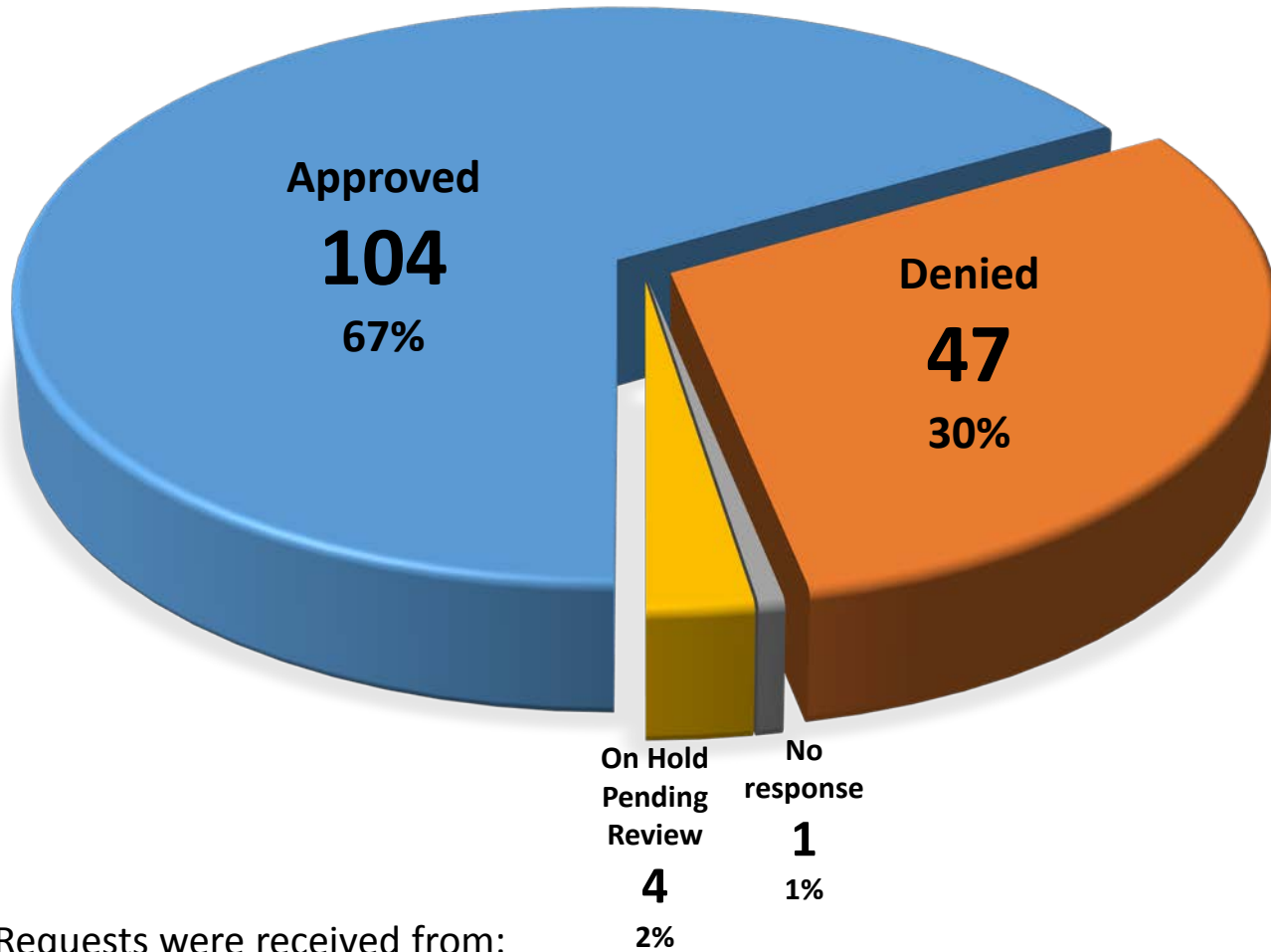


The most commonly cited chapters of title 8 of U.S. Code were: 1325 (improper entry of an alien) or 1326 (reentry of removed aliens).

Note:
The results of 732 closed fraud cases were disclosed to ICE and an unknown number of these cases may have involved undocumented immigrants.

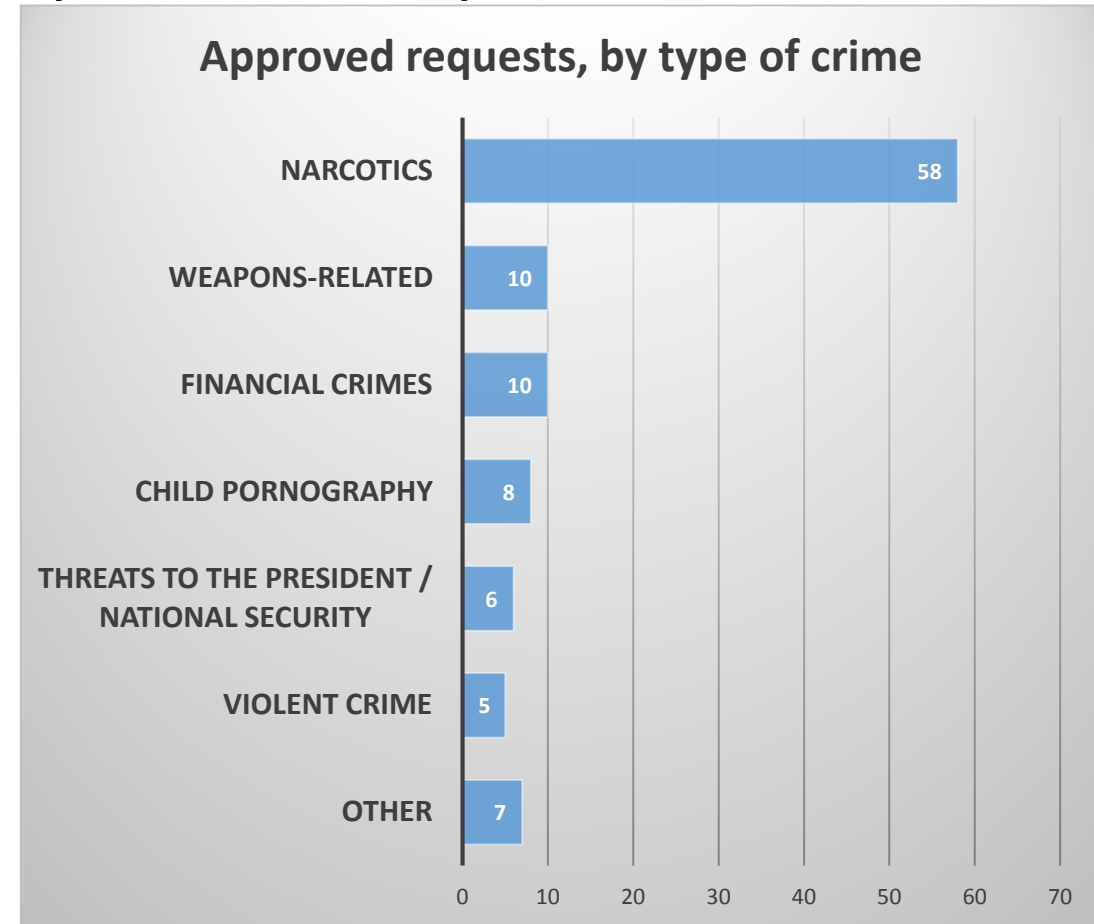
NOTE: Continued research is ongoing. If additional records are identified, the results depicted in this summary may change.

156 potentially immigration-related requests have been forwarded to the Governor's Office for review, since Jan 10, 2018



Requests were received from:

- Homeland Security Investigations
- Immigration and Customs Enforcement
- Customs and Border Patrol
- Drug Enforcement Agency
- Alcohol, Tobacco, and Firearms
- Department of Justice
- U.S. Marshals Service
- WA National Guard Counter Drug Task Force
- NW HIDTA (High Intensity Drug Trafficking Area)
- Pacific Northwest Violent Offender Task Force
- Washington State Patrol
- And several local police departments



* Other Crimes include Human Trafficking, Organized Crime, Harassment, etc.

* No requests citing only Title 8 of U.S. Code (or any other immigration-related charge) were approved as a part of this process

The Governor's General Counsel has reviewed every request and approved the release of records, including 4 duplicate requests.

Total number of individuals included in responsive requests	May. 2017	Jun. 2017	Jul. 2017	Aug. 2016	Sep. 2017	Oct. 2017	Nov. 2017	Dec. 2017	Jan. 1-10 2018	Jan. 11, 2018 - Present	Total	Notes
	0	0	0	3	79	73	70	405	259	189	1078	A request may contain more than one individual connected to the same investigation.
Requesting Agency	May. 2017	Jun. 2017	Jul. 2017	Aug. 2016	Sep. 2017	Oct. 2017	Nov. 2017	Dec. 2017	Jan. 1-10 2018	Jan. 11, 2018 - Present	Totals	Notes
Immigration and Customs Enforcement (ICE)	0	0	0	2	22	37	39	239	118	0	457	*Other includes: Drug Enforcement Agency, Department of Justice U.S. Marshals Service, WA National Guard Counter Drug Task Force, NW HIDTA (High Intensity Drug Trafficking Area), Alcohol Tobacco and Firearms, Washington State Patrol, Richland PD, Pasco PD, and Clackamas County Sheriff's Office, etc.
Customs and Border Patrol (CBP)	0	0	0	0	5	5	5	15	5	4	39	
Homeland Security Investigations (HSI)	0	0	0	0	14	11	11	52	19	19	126	
U.S. Citizenship and Immigration Service	0	0	0	0	5	1	1	8	6	0	21	
U.S. Secret Service	0	0	0	0	0	0	0	0	0	7	7	
Other LEA*	0	0	0	0	0	0	0	0	0	74	74	
Total Responses	0	0	0	2	46	54	56	314	148	104	724	
Requests received without corresponding DOL response	May. 2017	Jun. 2017	Jul. 2017	Aug. 2016	Sep. 2017	Oct. 2017	Nov. 2017	Dec. 2017	Jan. 1-10 2018	Jan. 11, 2018 - Present	Totals	Notes
Unable to find record of a response by DOL	4	0	1	12	0	39	7	5	2	0	70	
No response given	0	0	0	0	2	1	0	1	0	5	9	*includes 4 requests on hold pending review
No records available	0	0	0	0	4	4	3	4	0	0	15	
Denial notice sent										47	47	
Total Requests without a response	4	0	1	12	6	44	10	10	2	52	141	
Total Requests	4	0	1	14	52	98	66	324	150	156	865	
Immigration related requests by type	May. 2017	Jun. 2017	Jul. 2017	Aug. 2016	Sep. 2017	Oct. 2017	Nov. 2017	Dec. 2017	Jan. 1-10 2018	Jan. 11, 2018 - Present	Totals	Notes
Responses under title 8 of U.S. Code (USC) / the Immigration and Nationality Act (INA)	0	0	0	1	23	35	35	235	107	0	436	Request cited a section in title 8 of USC (i.e. 1325 or 1326)
Responses under title 8 of USC in combination with another State or Federal statute	0	0	0	0	0	0	0	3	0	0	3	
Responses to an immigration violation (Visa Fraud, or Marriage Fraud) without a reference to USC/INA	0	0	0	0	5	4	1	6	0	0	16	
Total Immigration related responses	0	0	0	1	28	39	36	244	107	0	455	
Responses under other criminal statutes	0	0	0	1	16	15	19	68	33	104	256	
Response with criminal violation not noted	0	0	0	0	2	0	1	2	8	0	13	7 requests cited only title 5 of USC 552 - Freedom of Information Act
Total Responses	0	0	0	2	46	54	56	314	148	104	724	